

## Deimos A400 / A600 / Ultra Manual Override Instructions

Thank you for buying this product, our company is sure that you will be more than satisfied with the product's performance. The product is supplied with a "Instruction booklet". This should be read carefully as it provides important information about safety, installation, operation and maintenance. This product complies with the recognised technical standards and safety regulations.

### SAFETY

If correctly installed and used, this automation device satisfies the required safety level standards. However, it is advisable to observe some practical rules in order to avoid accidental problems. Before using the automation device, carefully read the operation instructions and keep them for future reference.

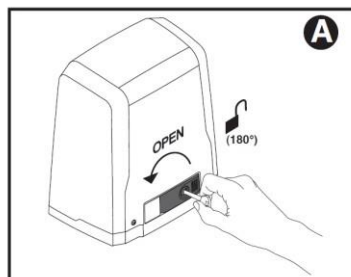
- Keep children, persons and things outside the automation working area, particularly during operation.
- Keep radio control or other control devices out of children's reach, in order to avoid any unintentional automation activation.
- Do not intentionally oppose the leaf movement.
- Do not attempt to open the gate by hand, if the actuator has not been released by means of the appropriate release knob.
- Do not modify the automation components.
- In case of malfunction, disconnect the power supply, activate the emergency release to gain access to the actuator and request the assistance of a qualified technician (installer).
- Before proceeding to any external cleaning operation, disconnect the mains powers supply and at least one of the battery pole, if fitted.
- Keep the photocell optical components and luminous signal indication devices clean. Check that the safety devices (photocells) are not obscured by branches or shrubs.
- For any direct assistance to the automation system, request the assistance of a qualified technician (installer).
- Have qualified personnel check the automation system once a year.

### MANUAL RELEASE

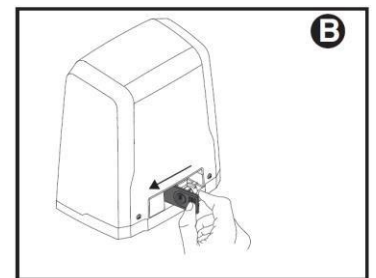
The manual or emergency release is to be activated when a gate must be opened by hand, and in all cases where the automation system fails to operate or operates incorrectly.

To carry out the emergency maneuver, proceed as follows:

- Insert the standard key into its appropriate seat and rotate it anticlockwise (180°) Fig A,

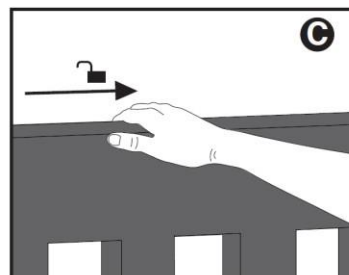


- Pull lever all the way open until it stops. This will allow the motor to disengage. Fig B

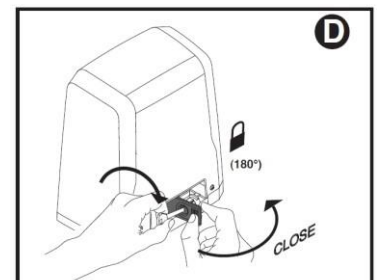


- Opened gate by hand. Fig C

**Warning: Do not push the gate leaf hard, but rather help it along its entire stroke.**



- To reset motor-driven control, close the lever and then rotate the standard key clockwise until it is held tight. Keep the key in a safe place which is known to all the people concerned. Fig D



### MAINTENANCE

The maintenance of the system should only be carried out by qualified personnel regularly. Inspect the installation frequently to check that there are no signs of wear or damage to the cables, springs or supports. If any maintenance work is deemed necessary, do not use the operator.